

Tippecanoe County Coroner's Office



Semi-Annual Report 2022



2022 Semi-Annual Report

Data Analysis & Table of Contents

The data presented in this report represents the deaths occurring exclusively in Tippecanoe County, Indiana. The data does not represent ALL deaths of Tippecanoe County residents and does not separate those who have residency and those who do not. The decedent's place of residence or location of injury may be outside of the county. As a result, the final analysis is not an accurate representation of the demographics of the residents of Tippecanoe County.

Summary of Findings for Manner of Death	Pg. 3
Overview of Cases Reported and Investigated	Pg. 4
Billing Comparison	Pg. 5
Prevalent Causes and Manners of Death	Pg. 6
Death Investigations by Agency	Pg. 7
Autopsy Assessment and Trends	Pg. 8
Morgue Cooler Capacity & Breakdown of Manners of Death by Type	Pg. 9



SUMMARY OF FINDINGS FOR MANNER OF DEATH

HOMICIDES: The TCCOR investigated 2 homicides in the first half of this year. Both victims were African American males that died due to gunshot wounds. Homicides account for less than 1% of the total accepted cases investigated by the TCCOR.

SUICIDES: The TCCOR investigated 6 suicides in the first six months of this year. Four decedents were male and the other two decedents were females. The most common cause of death in this category was equally gunshot wound and drug overdose. Suicides account for 2% of the total accepted cases investigated by the TCCOR.

ACCIDENTS: Forty-seven accidents were investigated by the TCCOR in the first half of this year. The male decedents accounted for 26 of those accidents, while females accounted for 21 of those accidents. Forty-five percent of the total accidental deaths was due to a drug overdose and 34% of the total accidental deaths were due to falls. These deaths account for 18% of the total accepted investigated deaths by the TCCOR.

NATURAL: The TCCOR investigated 160 natural deaths in the first half of this year. Males accounted for 99 of these deaths, while females accounted for 61 of these deaths. Cardiovascular deaths in this category supersede all other types of death, accounting for 38%. COVID-19 caused or contributed to 34 of the natural deaths or 21%.

UNDETERMINED: The TCCOR investigated 2 cases the first half of this year that we were unable to determine the decedents' manner of death. One of the decedent's cause of death was due to smoke inhalation, but there was not enough evidence to determine if that decedent's death fit into the other manner of death categories. These undetermined deaths account for less than 1% of the total accepted cases investigated by the TCCOR.

PENDING: The TCCOR is currently investigating 38 deaths that occurred in the first half of this year. Typically, an investigation performed by the TCCOR can take up to 8 weeks to be completed.

OVERVIEW OF CASES REPORTED AND INVESTIGATED

During the first six months of 2022, **637 total deaths** were reported to the TCCOR. Overall, the total number of deaths reported to the TCCOR from January to June **increased by 35%**, over the same time frame in 2021.

TCCOR Caseload

Accepted Cases – The TCCOR accepted jurisdiction of **255 cases of the total deaths reported** or 40%.

Declined Cases – The TCCOR declined jurisdiction of **382 cases of the total deaths reported** or 60%.

Autopsies – Of the 255 deaths accepted under the TCCOR’s jurisdiction, **138 were autopsied** to determine the cause and manner of death.

Average # of Accepted Cases per Month:	Average # of Declined Cases per Month:
--	--

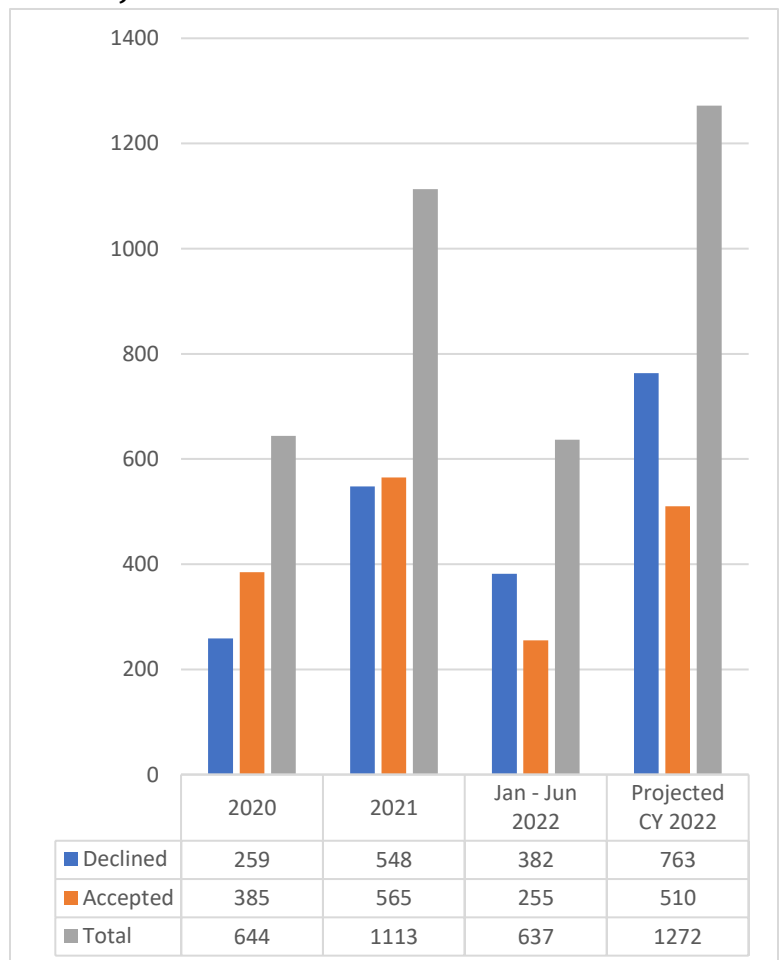
2022 Actual and Projected Trends

The average number of total reported deaths per month in the first half of the year to the TCCOR was 106. Whereas the average of total reported deaths per month for the first half of last year was 79.

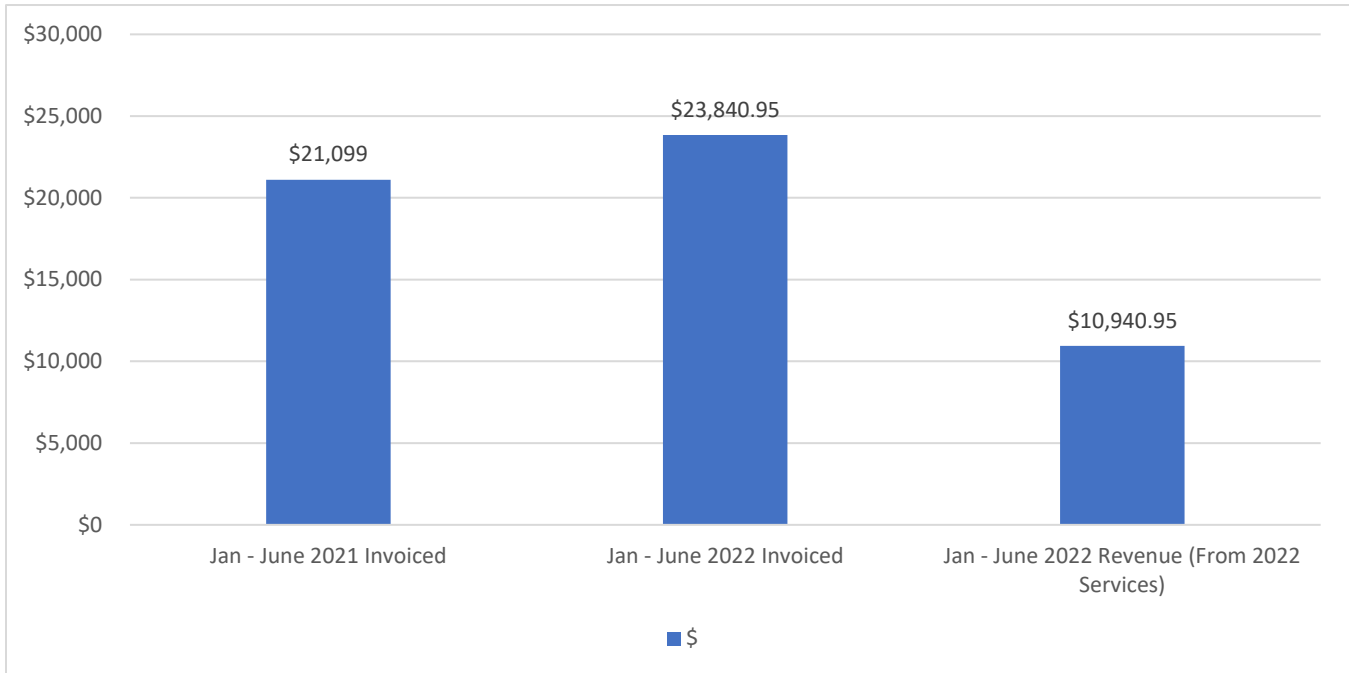
Based on an average of the total number of reported deaths in the first half of 2022, the TCCOR is anticipating close to 1,300 total reported deaths for CY 2022.

By using the current average number of accepted cases per month in the first half of 2022, the TCCOR is anticipating over 510 cases accepted for investigation for CY 2022.

In 2021, TCCOR administration continued to educate our community partners on which types of deaths are required to be reported to the TCCOR under Indiana State Law. Taking into consideration Tippecanoe County’s historically growing population, that is why the total number of reported deaths, accepted jurisdiction, and declined jurisdiction cases are beginning to slightly plateau.



TCCOR Billing Comparison



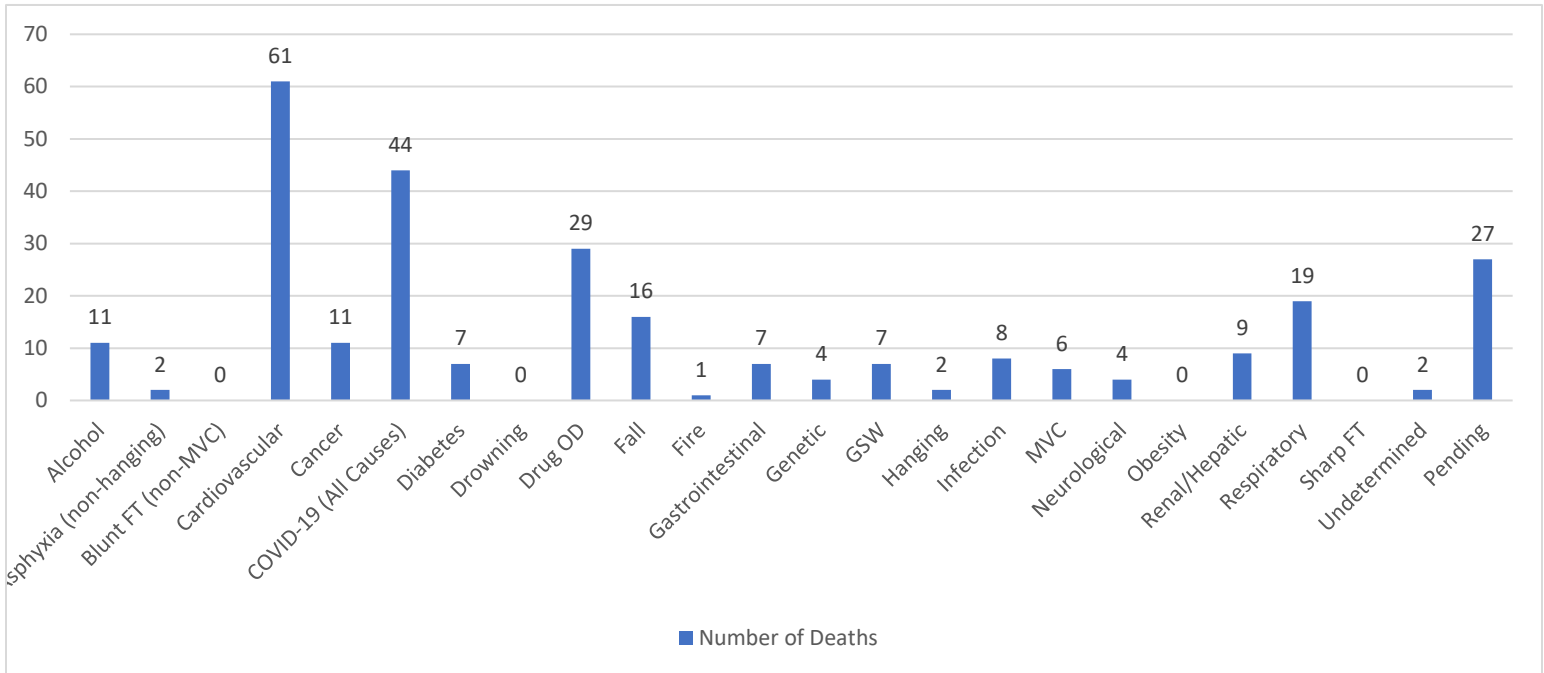
Since the beginning of 2022, the TCCOR has invoiced **\$23,840.95 worth of revenue** and has **collected \$10,9450.95** of those invoiced for services performed in 2022, or 46%.

We have also collected **an additional \$25,190 in revenue** for the first half of the year that were for services performed in 2021.

After the TCCOR receives the full payment, the money directly goes to the Tippecanoe County General Fund under Indiana State Law.

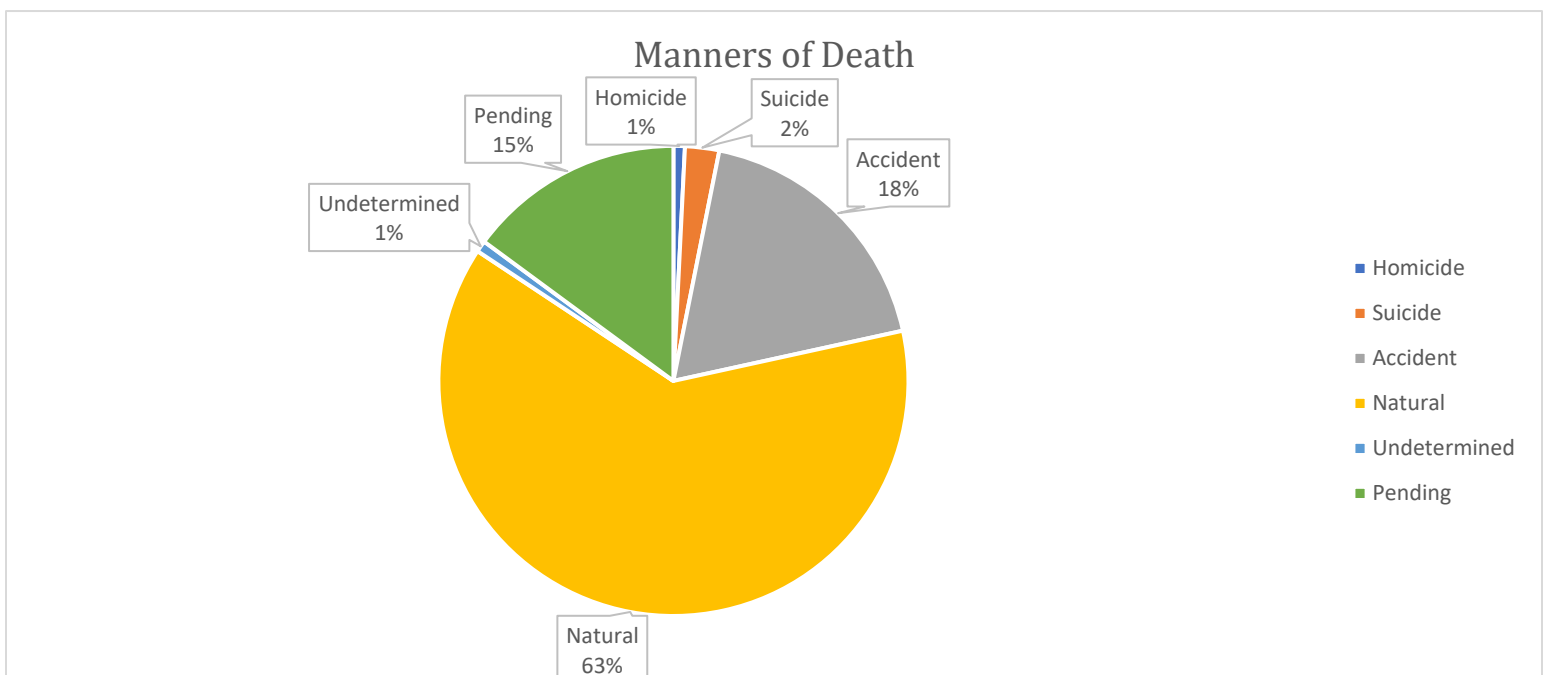
Most of the invoices that TCCOR creates and submits are to other counties for performing autopsies, morgue holding, facility usage, and insurance companies that request reports.

Most Prevalent Causes of Death by Type

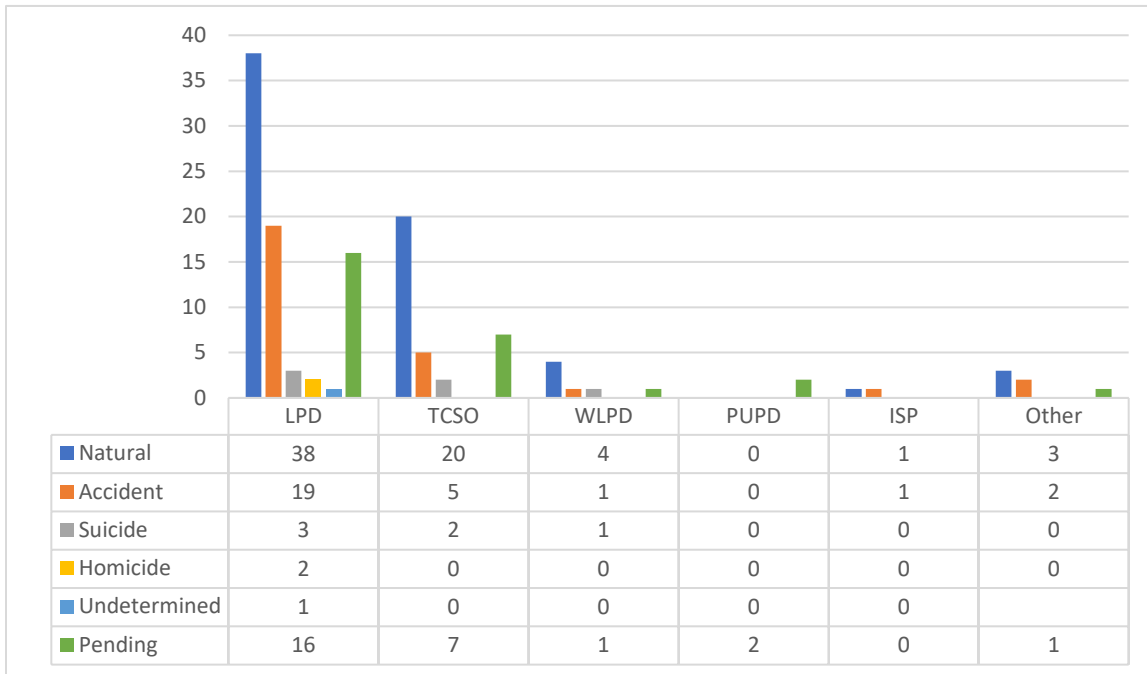


The most prevalent cause of death by type for the first half of the year is Cardiovascular at 22%, followed by COVID-19 at 17%. (COVID-19 numbers include cases where COVID-19 caused or contributed to the death)

There are a few cases that have two or more causes of death by type (i.e. Drug OD and Fall). These types of death are added to their respective columns.



Death Investigations by Agency January – June 2022



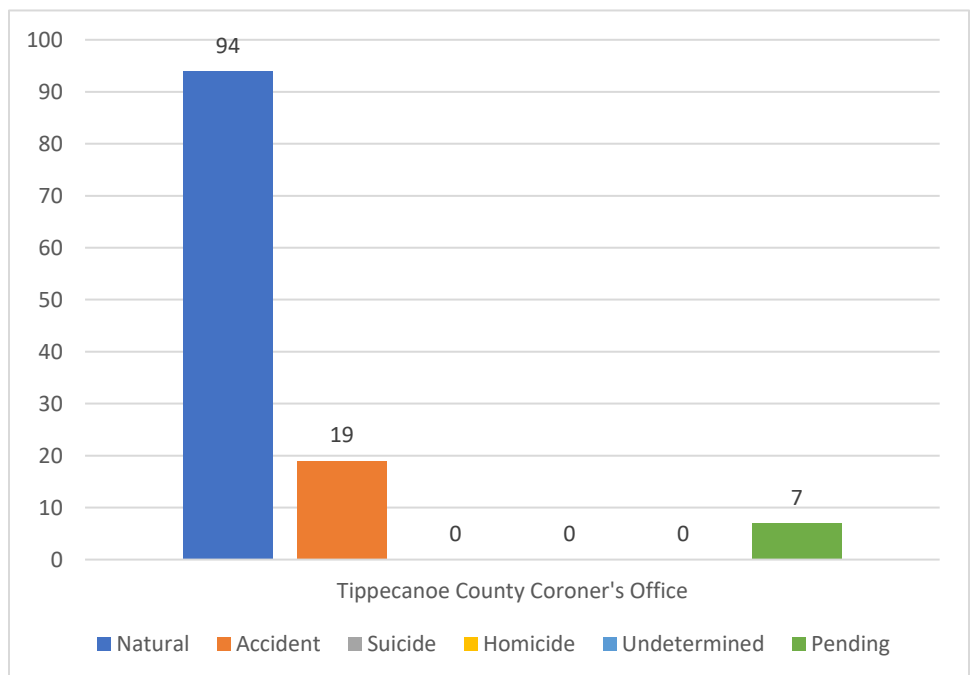
This graph only shows the death investigations that were performed at the TCCOR with our law enforcement partners.

Death Investigations by TCCOR (not involving law enforcement) January – June 2022

The TCCOR investigated an additional 123 deaths that did not involve a law enforcement agency for the first half of 2022, or 48% of the total accepted cases.

The most common manner of death investigated by just the TCCOR was Natural.

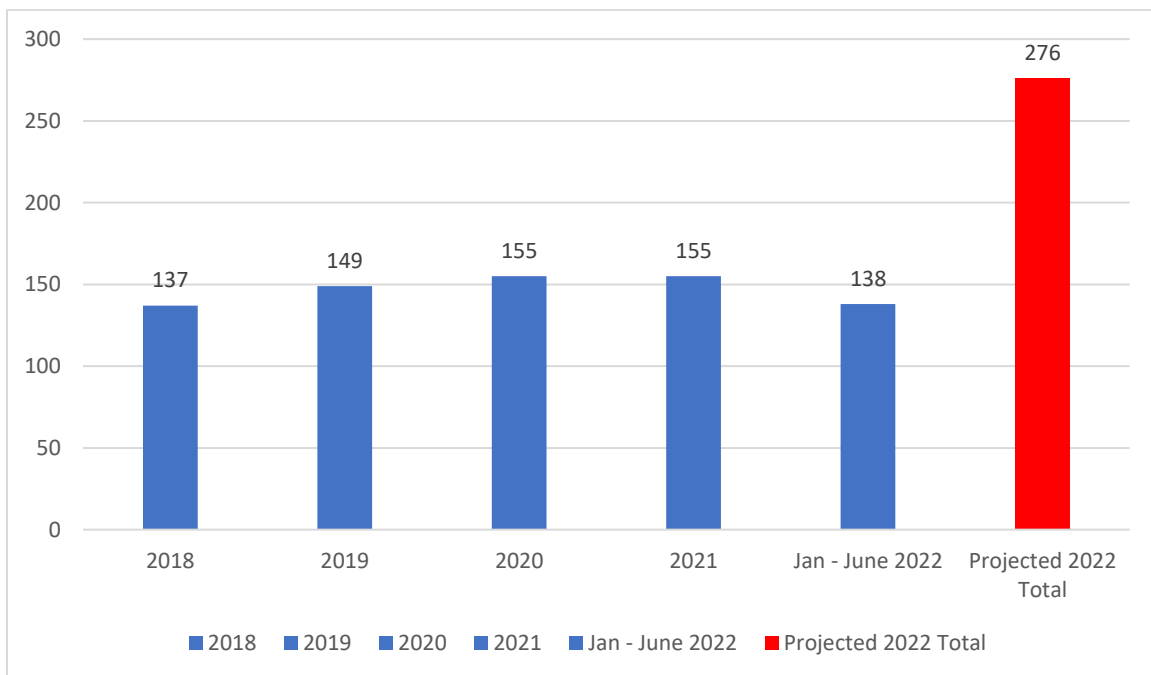
The second most common manner of death investigated by the TCCOR was Accidental.



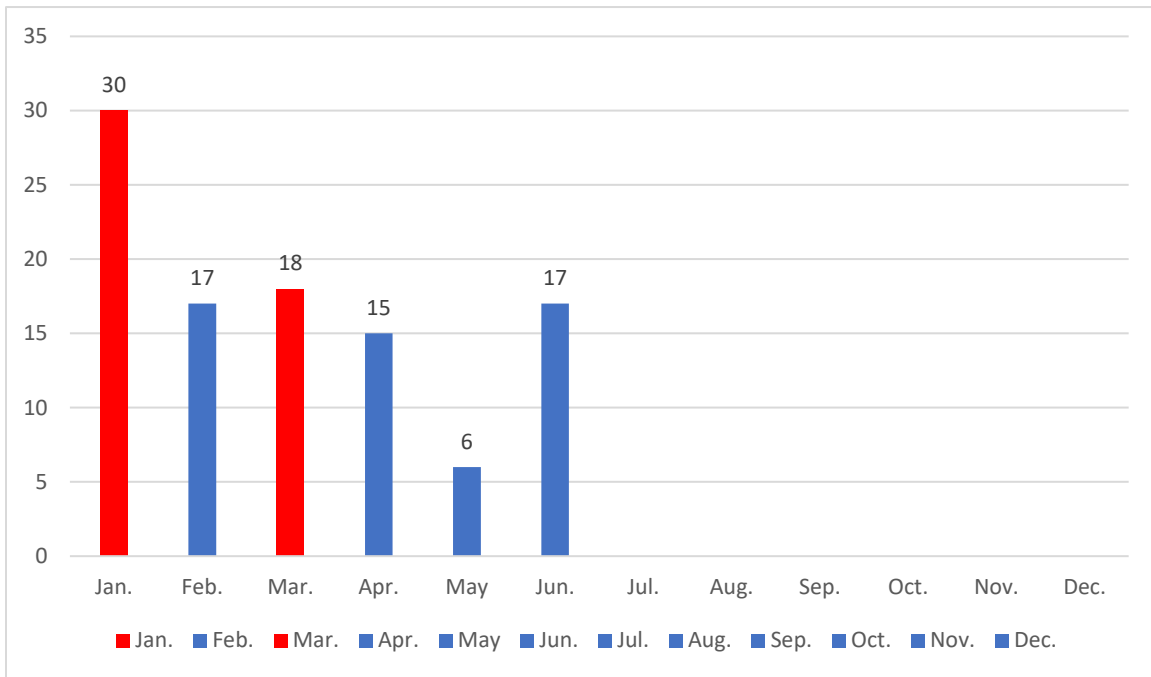
Breakdown of Accepted Cases and Autopsies by Month

Month	Case Investigations	Autopsies (Full, Partial, & External)
January	43	24
February	42	15
March	42	32
April	43	21
May	41	18
June	44	28
July	-	-
August	-	-
September	-	-
October	-	-
November	-	-
December	-	-
Total	255	138

Projected and Actual Autopsy Trends



Morgue Cooler Capacity



Breakdown of Manners of Death by Type

