

TIPPECANOE COUNTY CORONER'S OFFICE

5-YEAR TREND ANALYSIS



Respectfully Submitted by Carrie Costello, Coroner

Overview

The data that is presented in this report outlines specific trends in deaths that have been reported to the Tippecanoe County Coroner's Office (TCCOR) from CY 2017 to CY 2021. Our hope is that this report educates the at-large public of Tippecanoe County and our elected officials of the diligent work that the TCCOR performs on a day-to-day basis.

These trends only represent the deaths that occurred in Tippecanoe County and do not represent all deaths of Tippecanoe County residents. This report does not separate the deaths of those who have residency in Tippecanoe County and those who do not. As a result, this analysis is not an accurate representation of the demographics of the citizens of Tippecanoe County.

Mission

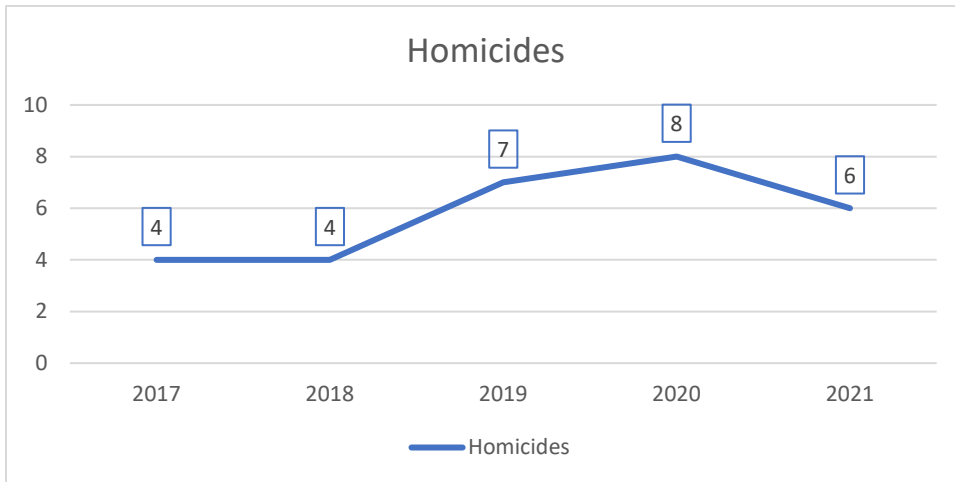
The Tippecanoe County Coroner's Office (TCCOR) mission is to provide competent, efficient, and quality services in determining cause of death and manner of death in unusual circumstances. The TCCOR services all of those who die in Tippecanoe County, their families, and other associated agencies in the investigation of unusual and unexplained deaths. The TCCOR provides an accurate completion of the Coroner's Verdict and death certificate per Indiana State law. The TCCOR is committed to providing public education, support, compassion, and confidentiality in all matters.

Roles of the Tippecanoe County Coroner's Office

As a **PUBLIC SAFETY AGENCY**, the TCCOR conducts investigations in an independent and unbiased manner. TCCOR investigators, forensic and medicolegal, work with our law enforcement partners to gather information useful to the circumstances of death. The TCCOR investigators also ensure positive identification according to Indiana State law and notification of the decedent's legal next-of-kin as soon as possible.

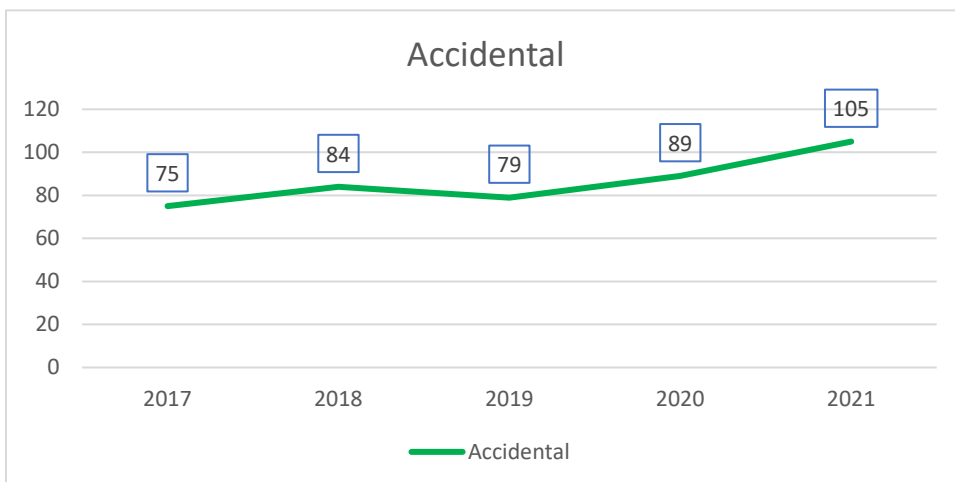
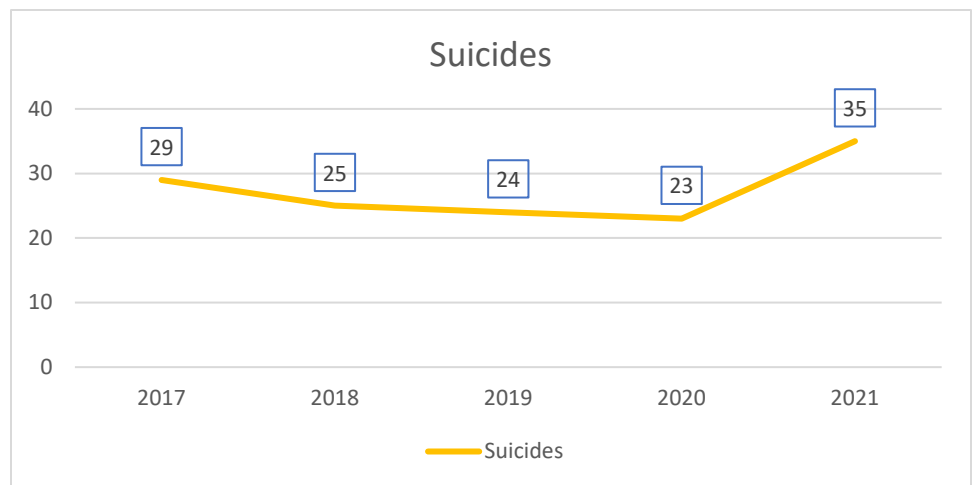
As a **PUBLIC HEALTH AGENCY**, the TCCOR provides information on the state of health of Tippecanoe County residents and alerts the appropriate agencies of deaths that may present an immediate threat to its population.

Tippecanoe County Coroner's Office – 5 Year Trend Analysis



Average Increase per Year
 2017 – 2018: **0%**
 2018 – 2019: **75%**
 2019 – 2020: **14.3%**
 2020 – 2021: **-25%**
 Avg. % Increase 2017 – 2021: **21.4%**

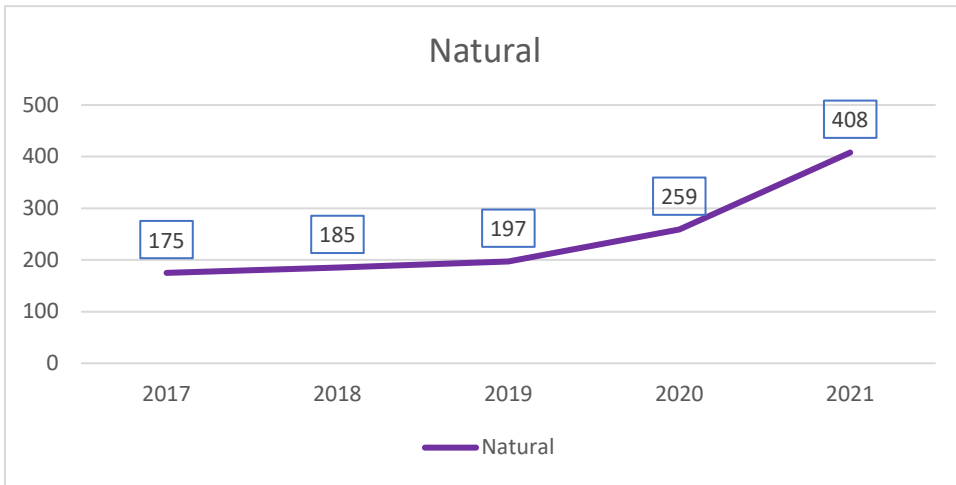
Average Increase per Year
 2017 – 2018: **-13.8%**
 2018 – 2019: **-4.2%**
 2019 – 2020: **-4.2%**
 2020 – 2021: **52.2%**
 Avg. % Increase 2017 – 2021: **7.5%**



Average Increase per Year
 2017 – 2018: **12%**
 2018 – 2019: **-5.9%**
 2019 – 2020: **12.7%**
 2020 – 2021: **18%**
 Avg. % Increase 2017 – 2021: **9.2%**

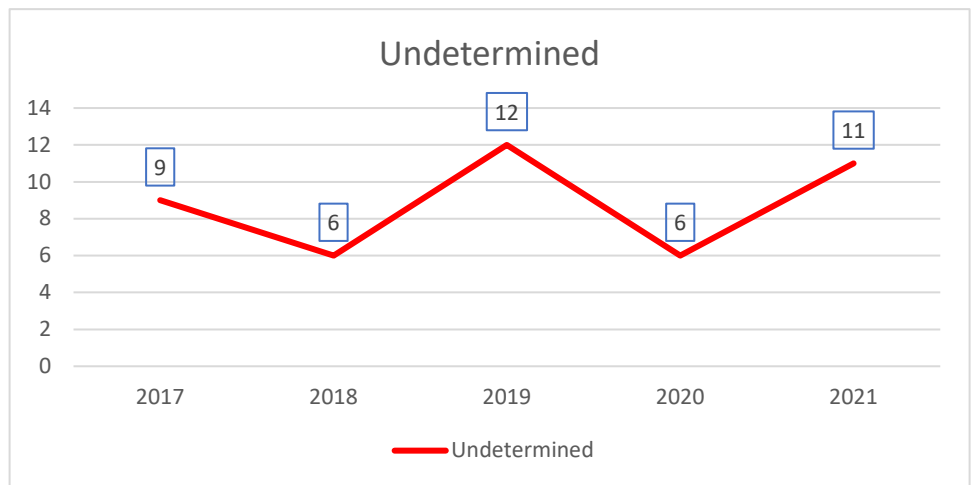
Accidental deaths include:
 Drownings, Motor Vehicle
 Accidents, Falls, Drug
 Overdoses, Fires, etc.

Tippecanoe County Coroner's Office – 5 Year Trend Analysis



Average Increase per Year
 2017 – 2018: **5.7%**
 2018 – 2019: **6.5%**
 2019 – 2020: **31.5%**
 2020 – 2021: **57.5%**
 Avg. % Increase 2017 – 2021: **25.3%**

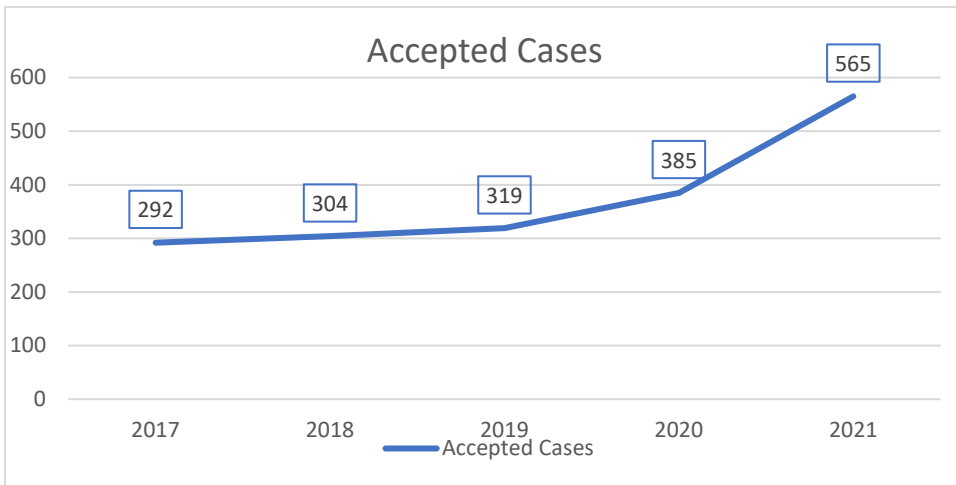
The most prevalent type of death from 2017 to 2021 was cardiovascular related.



Average Increase per Year
 2017 – 2018: **-33.3%**
 2018 – 2019: **100%**
 2019 – 2020: **-100%**
 2020 – 2021: **83.3%**
 Avg. % Increase 2017 – 2021: **12.5%**

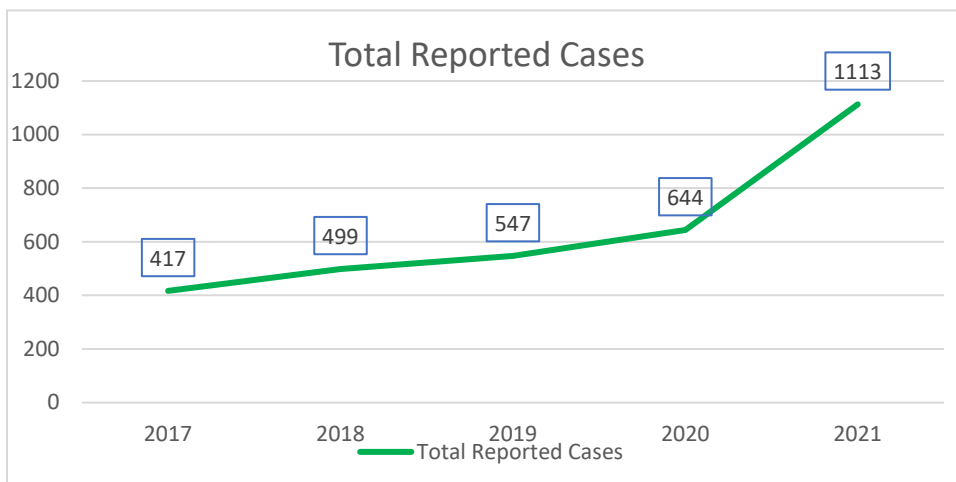
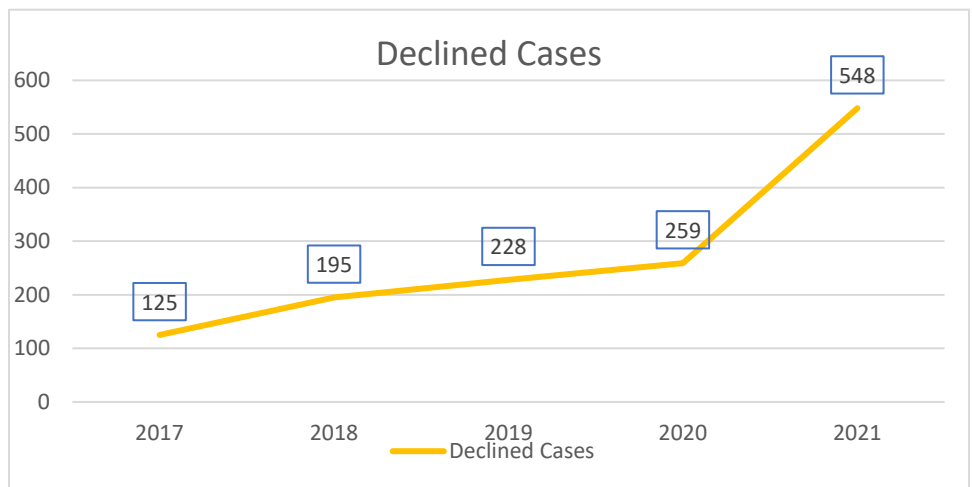
Undetermined deaths are classified as deaths where a cause of death could not be determined or the circumstances of death/evidence are not great enough to determine if the death was a homicide, suicide, accidental, or natural. These numbers fluctuate from year to year mostly because of the circumstances surrounding the death.

Tippecanoe County Coroner's Office – 5 Year Trend Analysis



Average Increase per Year
 2017 – 2018: **4.1%**
 2018 – 2019: **4.9%**
 2019 – 2020: **20.7%**
 2020 – 2021: **46.8%**
 Avg. % Increase 2017 – 2021: **19.1%**

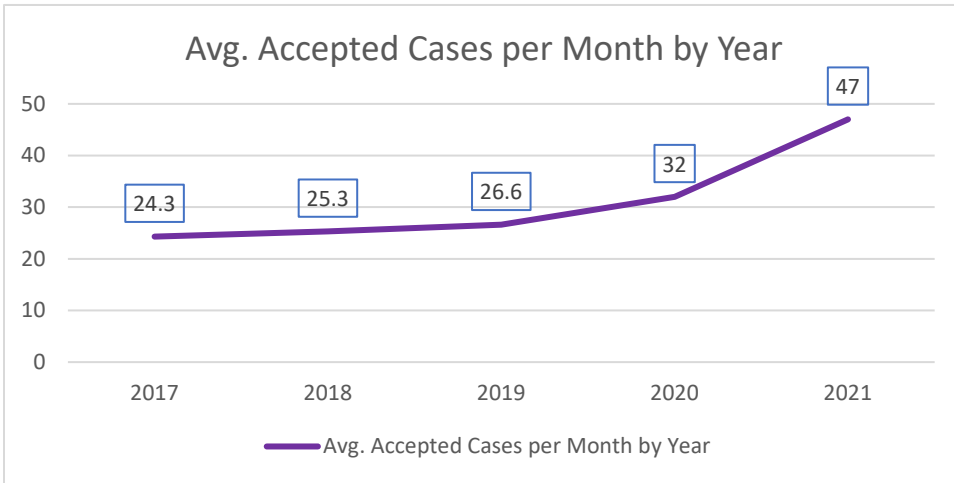
Average Increase per Year
 2017 – 2018: **56%**
 2018 – 2019: **16.9%**
 2019 – 2020: **13.6%**
 2020 – 2021: **111.6%**
 Avg. % Increase 2017 – 2021: **49.5%**



Average Increase per Year
 2017 – 2018: **19.7%**
 2018 – 2019: **9.6%**
 2019 – 2020: **17.7%**
 2020 – 2021: **72.8%**
 Avg. % Increase 2017 – 2021: **30%**

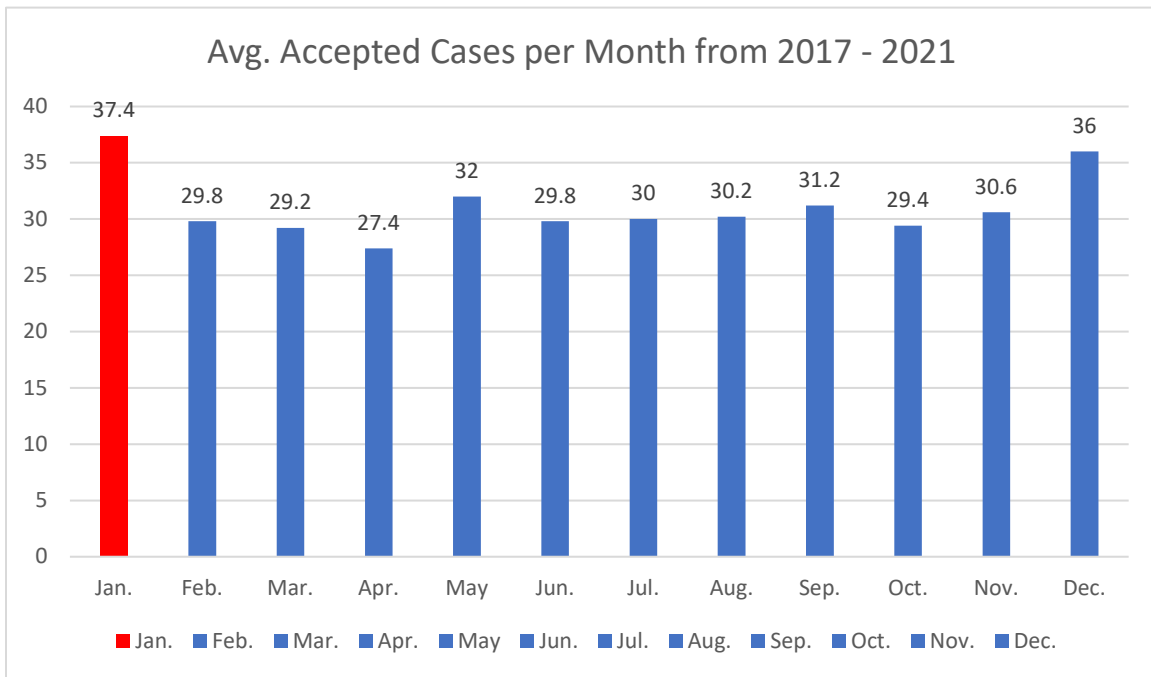
The reason for this increase is providing more education and training for our deputies regarding what deaths need to be reported per Indiana Law.

Tippecanoe County Coroner's Office – 5 Year Trend Analysis



Average Increase per Year

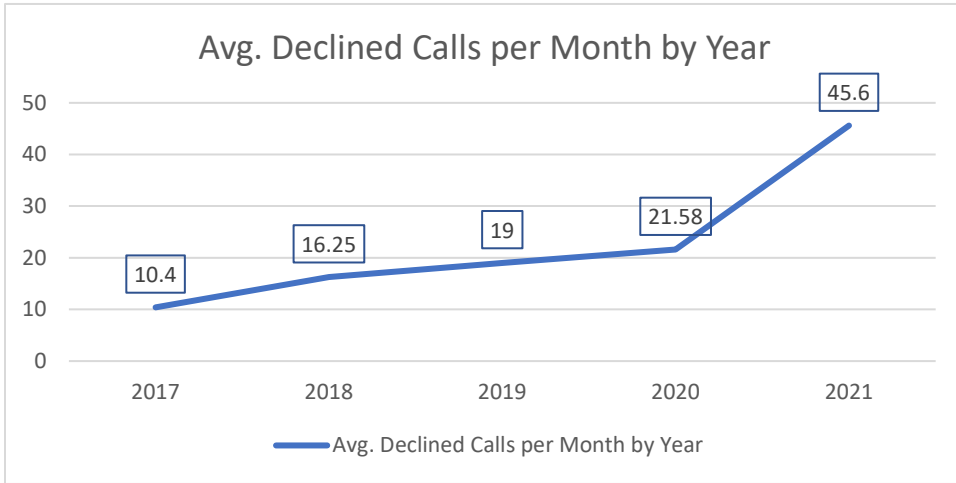
- 2017 – 2018: **4.1%**
- 2018 – 2019: **5.1%**
- 2019 – 2020: **20.3%**
- 2020 – 2021: **46.9%**
- Avg. % Increase 2017 – 2021: **19.1%**



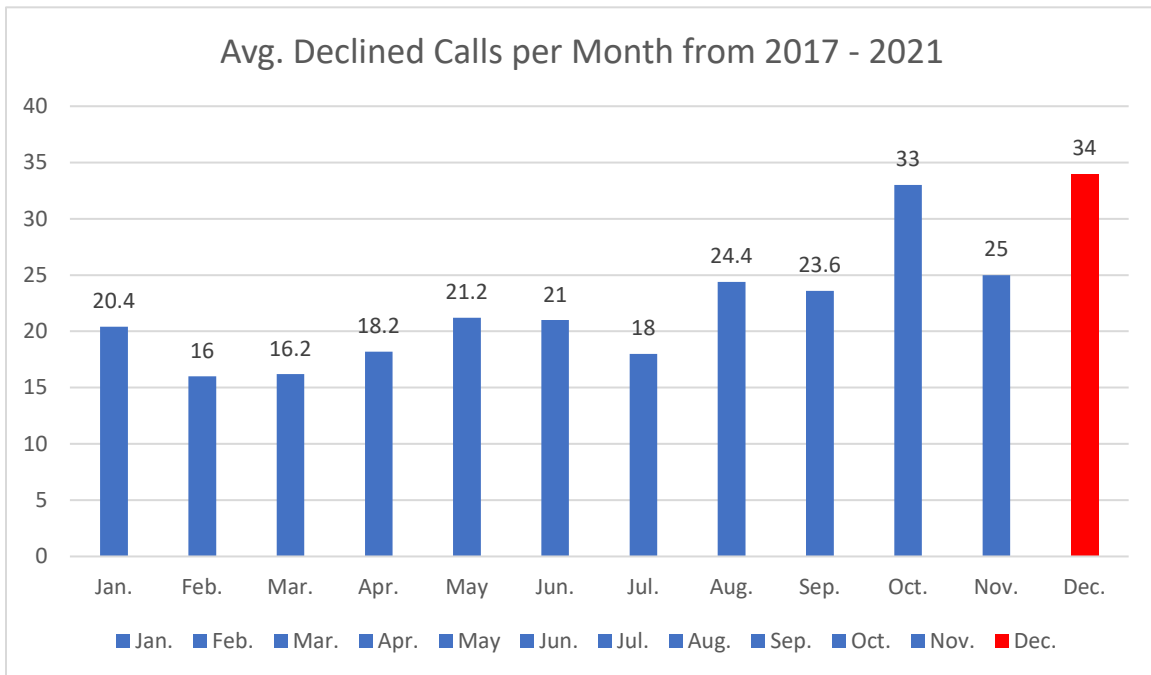
Average Number of Accepted Cases per month from 2017 – 2021: **31**

The month with the highest number of average accepted cases per month from 2017 to 2021 was **January**, followed by December.

Tippecanoe County Coroner's Office – 5 Year Trend Analysis



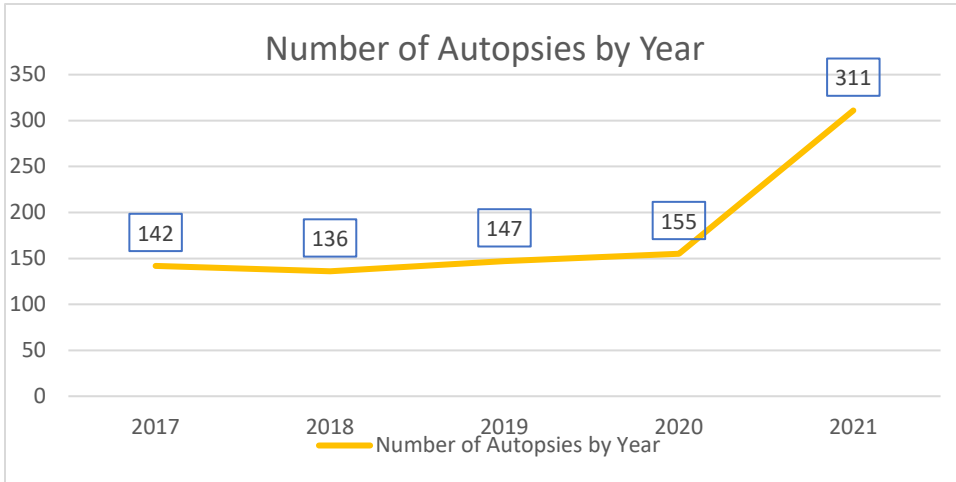
Average Increase per Year
 2017 – 2018: **56.3%**
 2018 – 2019: **16.9%**
 2019 – 2020: **13.6%**
 2020 – 2021: **111.3%**
 Avg. % Increase 2017 – 2021: **49.5%**



Average Number of Declined Calls per month from 2017 – 2021: 22.6

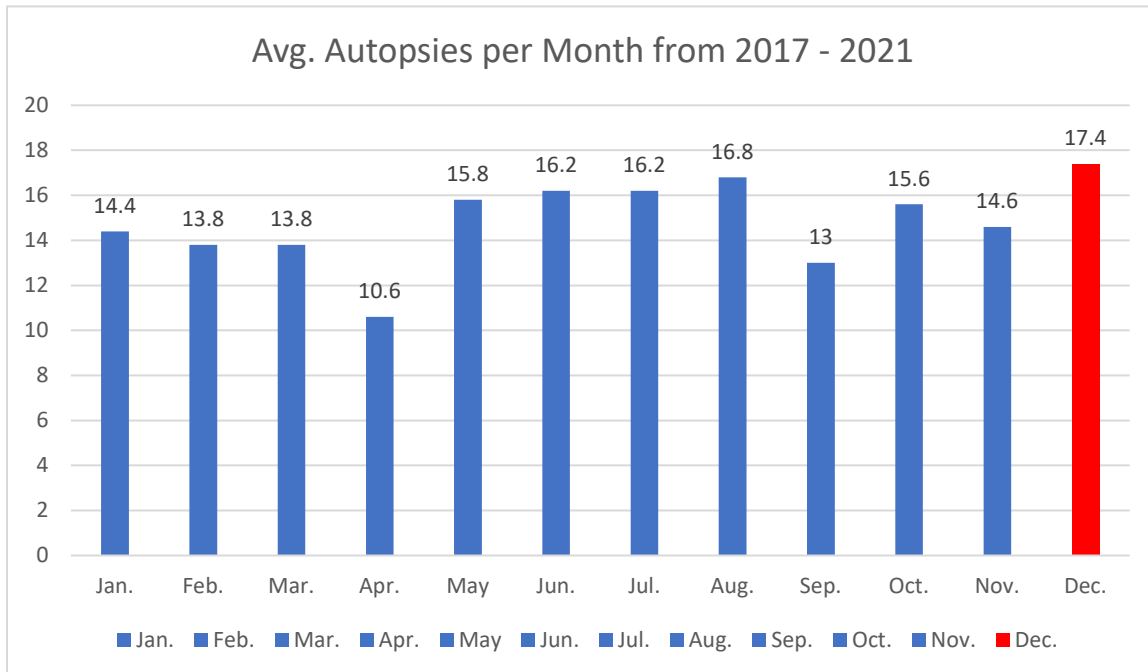
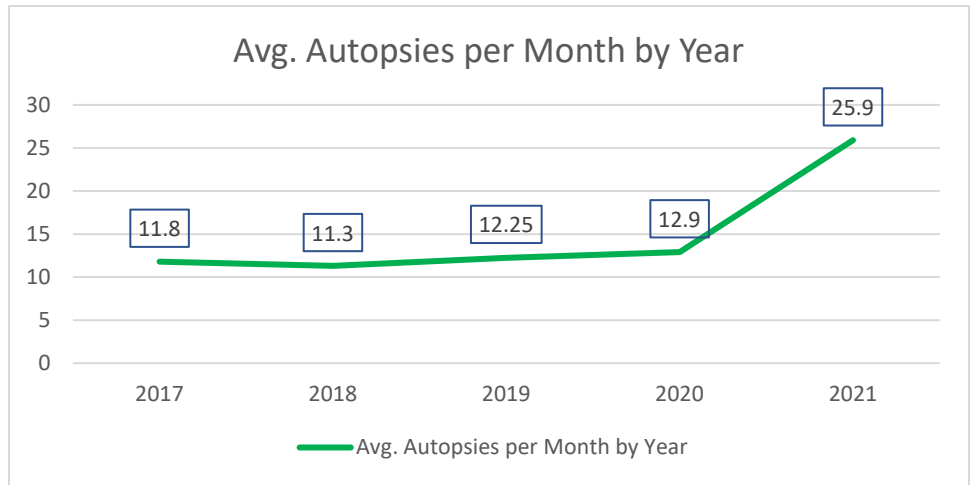
The month with the highest number of average declined cases per month from 2017 to 2021 was **December**, followed by October.

Tippecanoe County Coroner's Office – 5 Year Trend Analysis



Average Increase per Year
 2017 – 2018: **-4.2%**
 2018 – 2019: **8%**
 2019 – 2020: **5.4%**
 2020 – 2021: **100.6%**
 Avg. % Increase 2017 – 2021: **27.5%**

Average Increase per Year
 2017 – 2018: **-4.2%**
 2018 – 2019: **8.4%**
 2019 – 2020: **5.3%**
 2020 – 2021: **100.8%**
 Avg. % Increase 2017 – 2021: **27.6%**



Average Number of Autopsies performed per Month from 2017 – 2021: **14.9**

The month with the highest number of average autopsies per month from 2017 to 2021 was **December**, followed by August.